



# MINISTRY OF FISHERIES

FISHERIES INFORMATION QUARTERLY REPORT

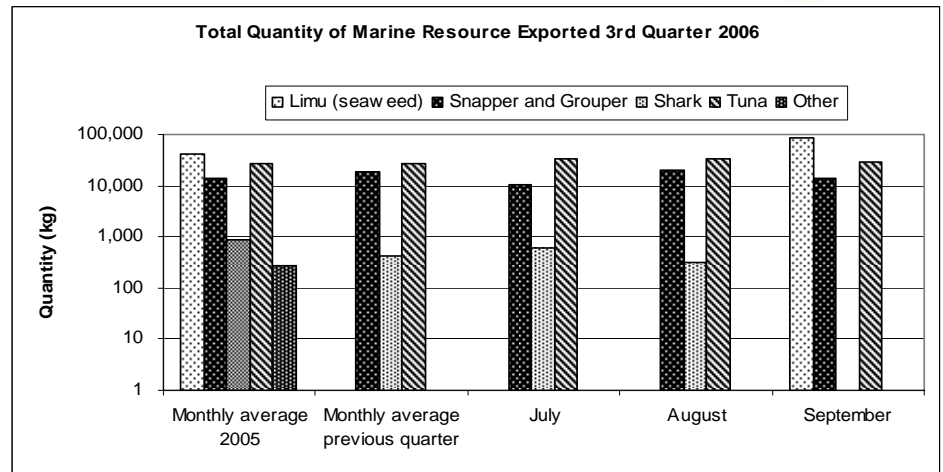
THIRD QUARTER 2006 JULY—SEPTEMBER 2006



## MARINE EXPORTS

The total quantity of marine products (not including aquarium products) exported in the third quarter for 2006 was 226,052 kg. This is a 36% decrease from the quantity exported during the same period last year and a 67% increase from that exported in the previous quarter.

The total FOB value of marine exports for the third quarter is TOP\$529,620. This is a 5% increase in the FOB value of marine resources exported in the third quarter



Source (above) : Ministry of Fisheries Marine Export Product Database

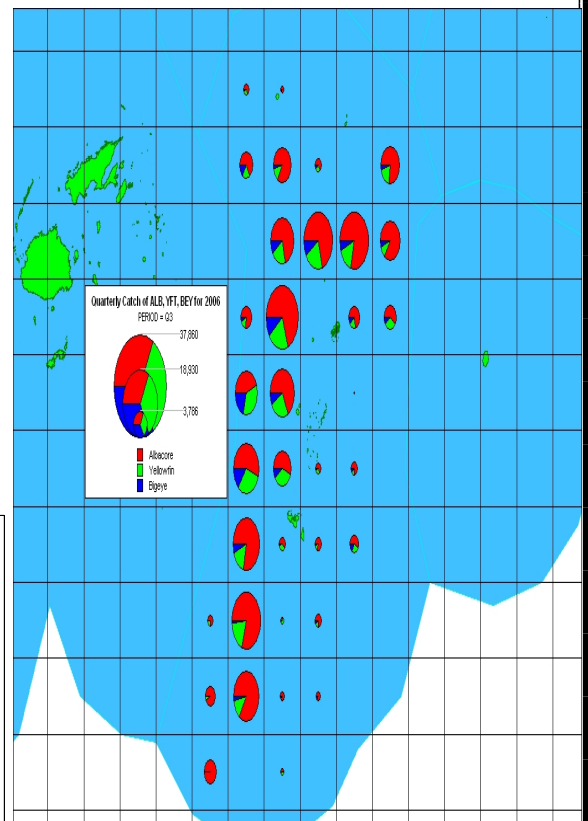
FOB = Free On Board, describes a price which includes goods plus the services at the time of offloading from the vessel at first landing. This is a static value designated to each export product. The value is an historical estimate and may not represent the true present value.

## TUNA FISHERY

The export quantity of tuna and associated by-catch for this quarter increased by 21% as compared to the 2<sup>nd</sup> quarter of 2006, and also increased by 4% compared to the third quarter of 2005. The local price for all tuna species remained the same, between T\$6.50 – T\$7.00/kg. The international prices for yellowfin remained steady throughout this quarter (according to the FFA Tuna Market News, Update for October 2005). The prices for albacore were reported to have fallen due to very good catches by Taiwanese vessels and the prices for tuna were at its lowest level since April 2004.

A total of 9 long lining vessels were actively fishing during the third quarter 2006. Both catch and CPUE decreased from the beginning of the quarter toward the end. The average catch for the quarter has increased by 9% as compared to the previous quarter.

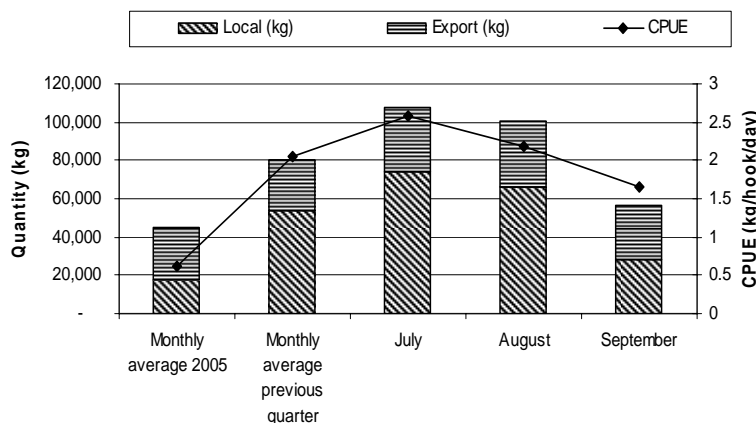
## Tuna Catch Composition and Fishing Locations of Third Quarter



Source (above) : Locations from VMS and catch data from Fisher Supplied Logsheets

Source (Left) : Ministry of Fisheries Tuna Landing Database

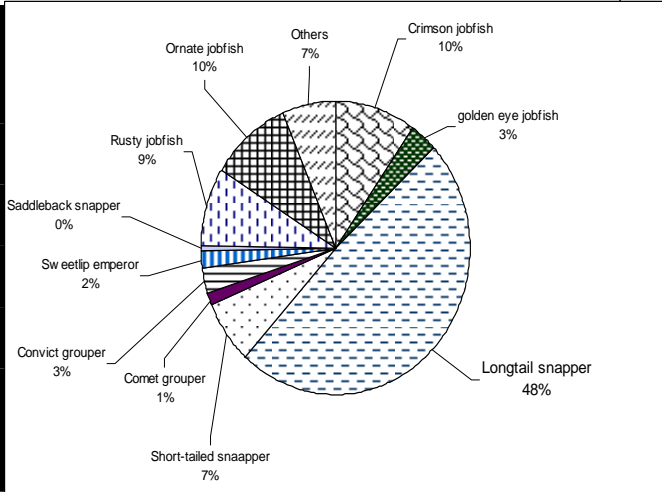
Tuna Fishery Performance Third Quarter 2006



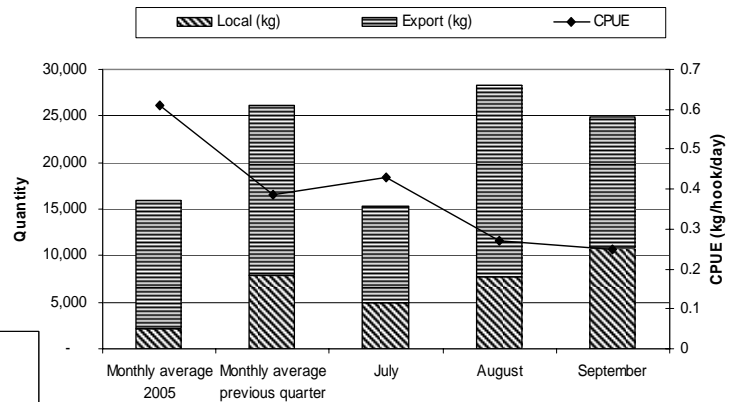
### SNAPPER FISHERY

The total quantity of snapper and grouper exported in the third quarter 2006 was 44,964kg. This is a 6% decrease in the quantity of snapper and grouper exported in the second quarter 2005 and a 18% decrease compared to the that exported in the second quarter 2006.

Snapper Catch Species Composition 3rd Quarter



Snapper Fishery Performance Third Quarter 2006



Source (above and left) : Ministry of Fisheries Snapper Database

A total of 18 out of 24 license fishing vessels were actively fishing for the 3<sup>rd</sup> quarter of 2006. The total catch landed decreased by 14% as compared to that in the previous quarter. August experienced the highest point of catch due to increasing number of actively fishing trips compared to July and September. Similarly the Catch Rate (CPUE, Kg/hook Day) also decreases since the beginning of the quarter toward the end.

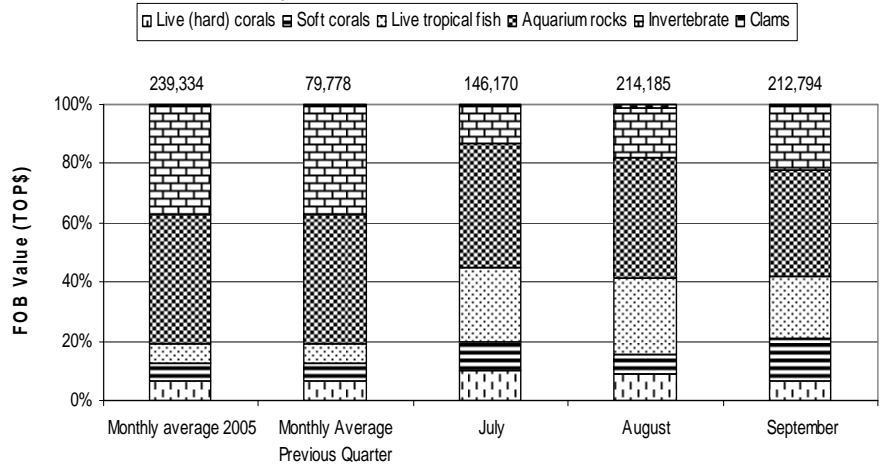
### AQUARIUM FISHERY

The total quantity of aquarium products exported has decreased by 19% in this quarter compared to the previous quarter.

The total FOB value of the exported aquarium products in the third quarter of 2006 was TOP\$573,148. This is a 18% decrease from the value of aquarium products exported compared to the previous quarter thus a 19% increase from the value of products exported in the same quarter of 2005.

Aquarium Value of Exports, 3rd Quarter 2006

(figures above bars are the total FOB value in TOP\$)



Source (above) : Ministry of Aquarium Export Database

### SEAWEED (LIMU TANGA'U) FISHERY

In this quarter 38,800kg of seaweed were exported compared to no quantity of seaweed exported in the previous quarter. However, it is an 82 % decrease in the quantity of seaweed exported in the same quarter 2005.