



MINISTRY OF FISHERIES

FISHERIES INFORMATION QUARTERLY REPORT

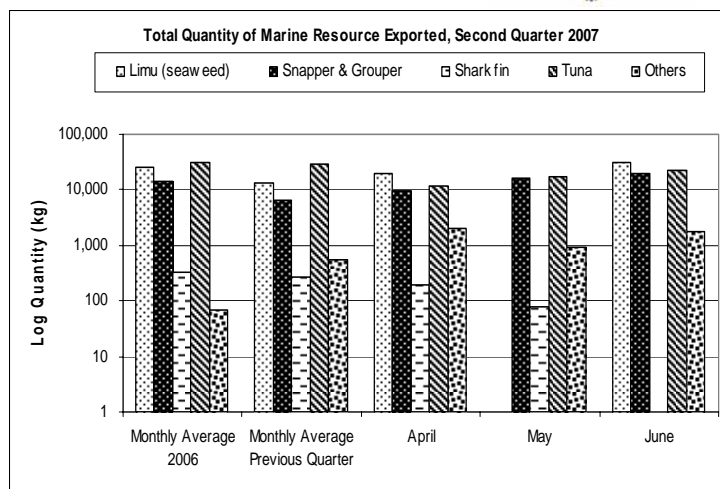
SECOND QUARTER 2007 APRIL—JUNE 2007



MARINE EXPORTS

The total quantity of marine products (not including aquarium products) exported in the second quarter of 2007 was 153,859kg. This is a 13% increase from the quantity exported during the same period last year and a 3% increase from that exported in the previous quarter (1st Quarter 2007).

The total FOB value of marine exports for the second quarter is TOP\$394,260. This is a 29% decrease in the FOB value of marine resources exported during the same period last year and a 6% decrease from value of that exported in the previous quarter. The increased quantity yet a decline in FOB value was due to the export of high valued product in the second quarter 2006 such as shark fin and same situation applied to the exports in the previous quarter.



Source (above) : Ministry of Fisheries Marine Export Product Database

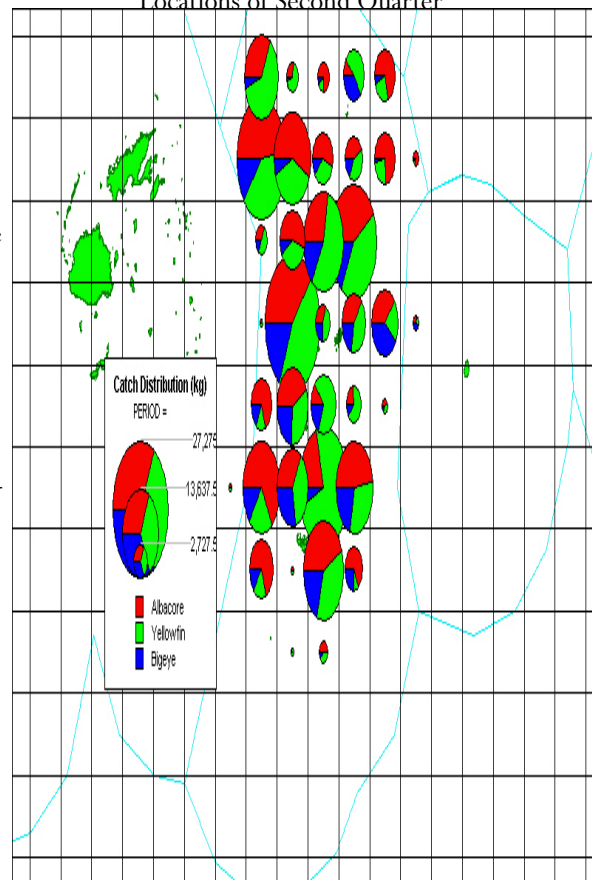
* FOB = Free On Board, describes a price which includes goods plus the services at the time of offloading from the vessel at first landing. This is a static value designated to each export product. The value is an historical estimate

TUNA FISHERY

The export quantity of tuna and associated by-catch for this quarter decreased by 41% as compared to the 1st quarter 2007 and also decreased by 32% as compared to the second quarter of 2006. The local price for all tuna species for this quarter was between T\$7.00 – T\$7.50. The international prices for yellowfin increased from US\$1700 – 1750/Mt to US\$1800 – 1850/Mt towards the end of the quarter due to limited supplies (according to FFA Tuna Market News, Updates for April and May, 2007). The albacore prices showed an increase in the first half of the quarter from US\$1850 – 1900/Mt to US\$1900 – 2000/Mt due to fall in catches but declined towards the end of the quarter due to good catches by the Japanese fleet coupled with a decline in demand.

10 out of the 12 licensed tuna fishing were actively fishing during the 2nd quarter of 2007. The total catch quantity for the quarter was 226.918 tons and it is increased by 31.5% in comparison to the previous quarter. Throughout the quarter the catch is climbing up monthly. Similarly, the CPUE trend is still increasing since from the previous quarter and it reveals a good sign in this fishery.

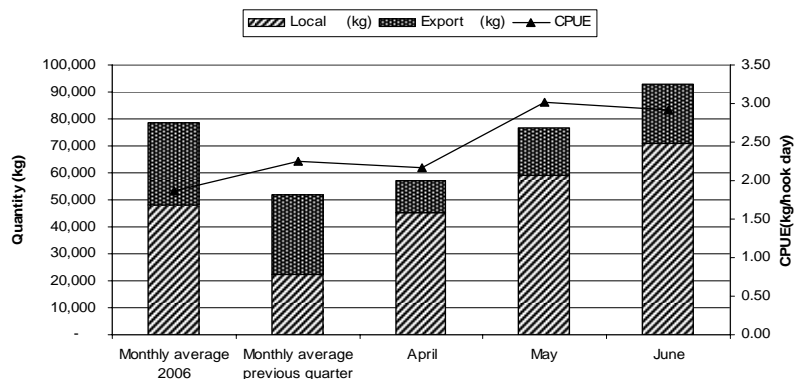
Tuna Catch Composition and Fishing Locations of Second Quarter



Source (above) : Locations from VMS and catch data from Fisher Supplied Logsheets

Source (Left) : Ministry of Fisheries Tuna Landing Database

Tuna Performance, 2nd Quarter 2007

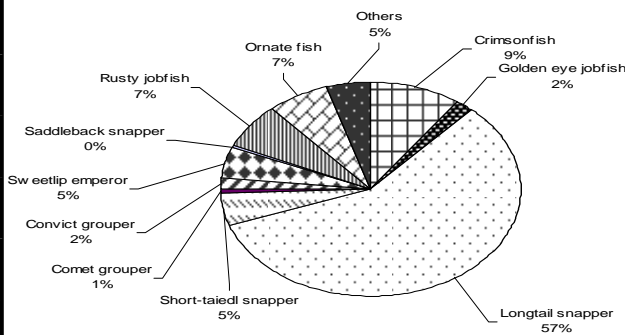


SNAPPER FISHERY

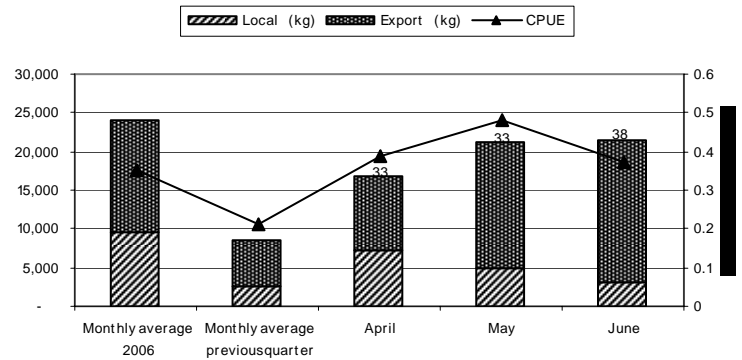
The total quantity of snapper and grouper exported in the second quarter 2007 was 44,518kg. This is 15% decreased in the quantity of snapper and grouper exported during the same period last year and a 150% increase compared to the previous quarter.

The total FOB values of snapper and grouper exported in the first quarter 2007 was TOP\$161,158. This is a 36% decrease from the values of snapper and grouper exported in the same period last year and a 138% increase from that exported in the previous quarter.

Snapper Catch Species Composition 2nd Quarter



Snapper Performance, 2nd Quarter 2007
(numbers above bars are number of fishing trips)



Source (above and left) : Ministry of Fisheries Snapper Database

There were 14 out of 19 licensed fishing vessels were actively fishing during the 2nd quarter of 2007. Total landed catch of 59543.11kg was recorded in this quarter and it increased by 56.81 % by weight in comparison to the previous quarter. This increase in catch is due mainly to the increase in CPUE. The CPUE peaked in the month of May and declined sharply in June due to increase in the number of fishing trips per fishing vessels.

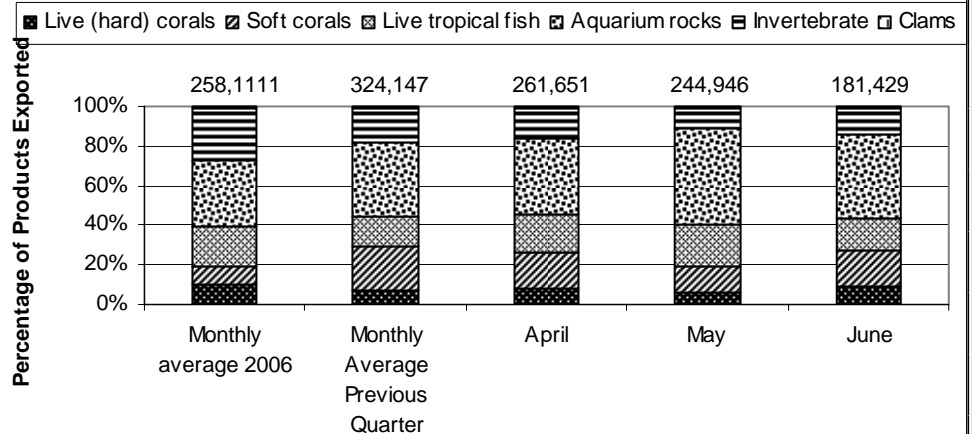
Both catch and CPUE increased up to May since February 2007.

AQUARIUM FISHERY

The total quantity of aquarium products exported in this quarter has decreased by 29% compared to the first quarter 2007.

The total FOB value of the exported aquarium products in the second quarter of 2007 was TOP\$688,026. This is a 29% decrease from the value of products exported in the previous quarter and a 2% decrease from the value exported in the same quarter of 2006.

Aquarium Exports Second Quarter 2007
(figures above bars are the total FOB value in TOP\$)



Source (above) : Ministry of Aquarium Export Database

SEAWEED (LIMU TANGA'U) FISHERY

In this quarter 51,300kg of seaweed were exported. This is a 31% increase from the quantity exported in the previous quarter. There was no seaweed exported in the same quarter of 2006.